


Nombre:

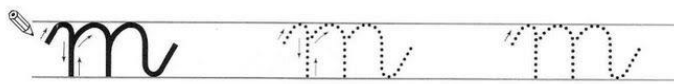
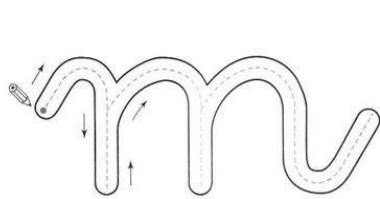
21 / 09 / 2020

1.-Escribe tu nombre.

Handwriting practice lines consisting of a solid top line, a dashed middle line, and a solid bottom line.



2.- Repasa la consonante m con tu dedo y luego escríbela con tu lápiz grafito

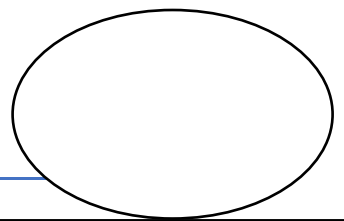


3.- Dibuja objetos que comiencen con las sílabas ma-me-mi-mo-mu

ma				
me				
mi				
mo				
mu				

4.- Pega sílabas: ma-me-mi-mo mu que encuentres en libros, diarios y revistas.

A large rectangular area with rounded corners and a scroll-like border, intended for pasting syllables.




Nombre:





















28 / 09 / 2020

1.-Escribe tu nombre.

Handwriting practice lines with a dashed midline for the first row.

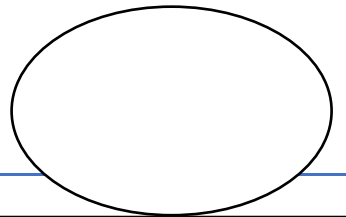


2.- -Colorea las imágenes que comienzan con la sílaba indicada

ma				
me				
mi				
mo				
mu				

2.- Escribe las sílabas ma-me-mi-mo-mu

Handwriting practice lines for the syllables ma, me, mi, mo, and mu. Each syllable is written in cursive on the first line, followed by three dotted lines for tracing.

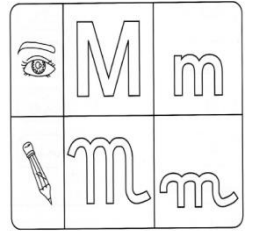


Nombre:

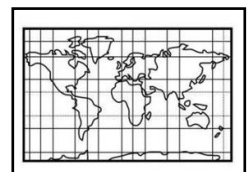
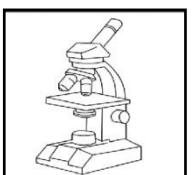

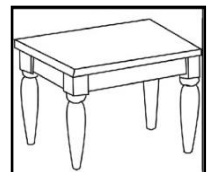
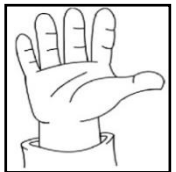



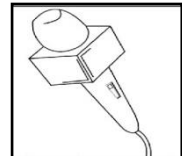
05 / 10 / 2020

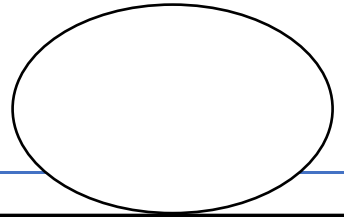
1.-Escribe tu nombre.

Handwriting practice lines consisting of a solid top line, a dashed middle line, and a solid bottom line.



2.- Une con un línea las imágenes que comienzan con la misma sílaba (ma-me-mi-mo-mu)






Nombre:

12 / 10 / 2020

1.-Escribe tu nombre.



2.- Recorta las sílabas ma-me-mi-mo-mu y pégalas en las imágenes que corresponden.

