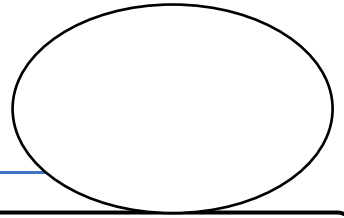




# FICHAS MATEMATICAS KINDER


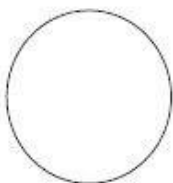


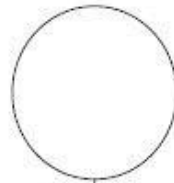
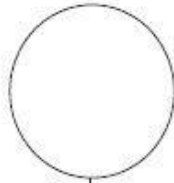
Nombre:

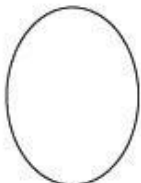
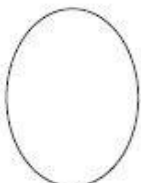
02 Junio

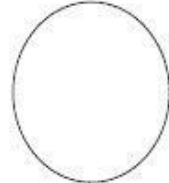
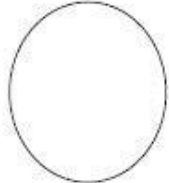
1.-Escribe tu nombre.

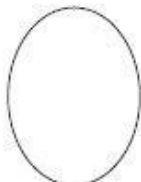
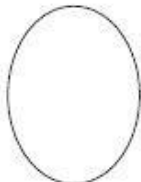

2.Resuelve las siguientes adiciones y dibuja círculos en cada ovalo según indica cada número.

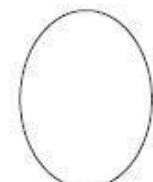
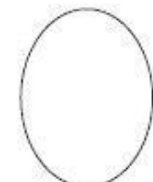
		
<input type="text" value="5"/>	+	<input type="text" value="3"/>
		= <input type="text"/>

		
<input type="text" value="1"/>	+	<input type="text" value="4"/>
		= <input type="text"/>


		
<input type="text" value="2"/>	+	<input type="text" value="4"/>
		= <input type="text"/>

		
<input type="text" value="7"/>	+	<input type="text" value="1"/>
		= <input type="text"/>

		
<input type="text" value="6"/>	+	<input type="text" value="2"/>
		= <input type="text"/>

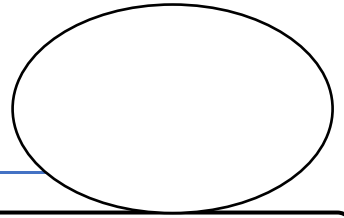
		
<input type="text" value="3"/>	+	<input type="text" value="3"/>
		= <input type="text"/>

3.Observa los autos y colorea los que se dirigen a la izquierda.





# FICHAS MATEMATICAS KINDER



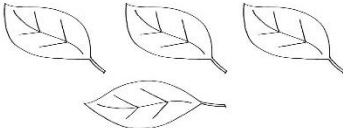


Nombre:

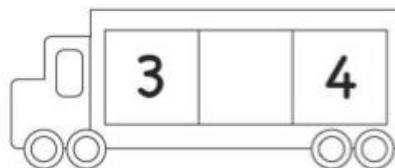


09 Junio

1.-Escribe tu nombre.


2.Cuenta la cantidad de objetos y encierra en un círculo el número que corresponda.

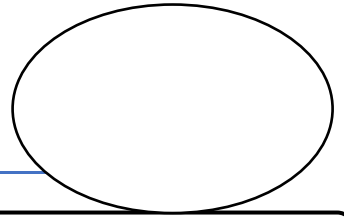
	6   7   8
	4   3   2
	2   3   4

2.Observa los números, e identifica el mayor, menor o igual que.





# FICHAS MATEMATICAS KINDER



Nombre:

F

16 Junio

1.-Escribe tu nombre.

Handwriting practice lines consisting of a solid top line, a dashed middle line, and a solid bottom line.

2.Observa los ejercicios y resuelve según te indican.

\* Pon el número anterior y el posterior.

← **3** →        ← **8** →

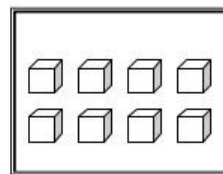
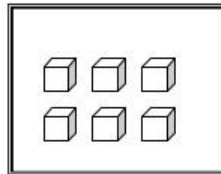
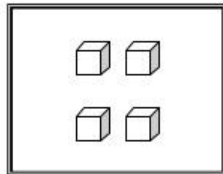
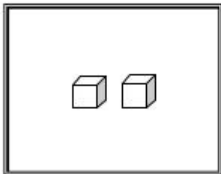
← **5** →        ← **2** →

← **9** →        ← **1** →

\* Escribe el número menor.

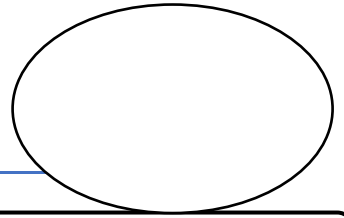
**5 - 4 - 8**      **7 - 1 - 9**

\* ¿Qué número es?





# FICHAS MATEMATICAS KINDER



Nombre:

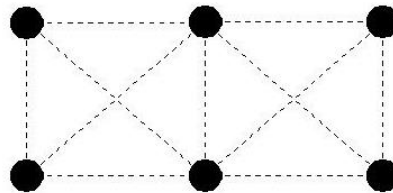
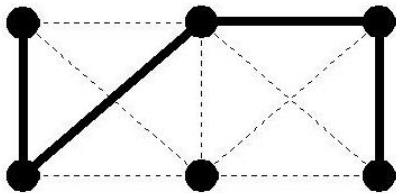
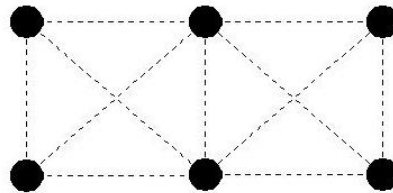
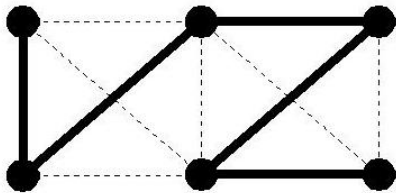
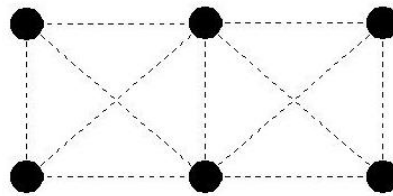
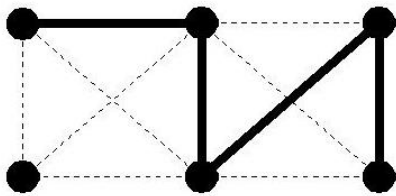
F

23 Junio

1.-Escribe tu nombre.

Handwriting practice lines consisting of a solid top line, a dashed middle line, and a solid bottom line.

2.Observa las modelos y copia según corresponda.



3.Observa la fila, encierra en un círculo el objeto más grueso y marca con una X el mas delgado.

